



FlashProof Magnicator® Products

Avoid False Readings in Boiling Fluids and Eliminate Crushed Floats Due to Flashing




Boiling fluids can cause the float to sink in a traditional level indicator. This situation is common when there are substantial temperature differences between the fluid in a vessel and the fluid in a gage (Think: cold liquid in vessel; hot summer day for gage.)

The Jerguson FlashProof design addresses two potential problems that may occur with standard level indicators: boiling fluids and flashing vapors. By employing a larger (3") Schedule 40 pipe and two internal guide tubes, entrained gases that build up under the float can harmlessly escape. The float is held to one side of the chamber to insure an optimized magnetic field in close proximity to the indicator, transmitter or switches. This provides an accurate float level and indicator reading.



Flashing vapors can cause a float to accelerate upwards rapidly, crashing into the top of the chamber due to depressurization.



Common Applications

- Ethane
- Light End Hydrocarbons
- Liquid Nitrogen
- Propane
- Methane
- Carbon Dioxide
- Anhydrous Ammonia and other refrigerants

Flashproof Indicator

Specification Overview

- Larger diameter chamber with float guides
- Complies to ASME B31.1 and ASME B31.3
- Available with full range of Jerguson indicators, transmitters and switches
- Chamber is Schedule 40 pipe
- Size Range is from 12" to 240" (304mm to 609mm) vessel centers (Consult factory for longer units)
- Specific gravity minimum: 0.32
- Pressure class rating up to 1900 psi @ 100°F as per ASME B31.3 (Higher pressures are available with larger diameter chambers.)
- Temperature Range: -325°F to 1000°F (-198°C to 537°C)