

Specialists In Liquid Level Indication For Reflex or Transparent Flat Glass Gages No. 86

A high pressure valve with bolted bonnet and OS&Y construction

■ Working pressure to 10,000 psi

■ Reciprocating backseating stem

Jerguson No. 86 Series Valves are designed and manufactured for use with flat glass gages, instrument piping and for other applications requiring a rugged valve in the higher pressure ranges.


- No. 86-H - standard construction
- No. 86-HO - with Viton "O" ring between bonnet and body and under renewable seat and drain plug.
- No. 86-V or 86-VO - with vertical rising ball check

Standard construction with a spiral wound gasket between bonnet and body is rated at 6000 psi at 100° F. When a Viton "O" ring is used (No. 86-HO or 86-VO) in place of the spiral wound gasket this valve is suitable for pressures to 10,000 psi at 400° F. It is designed specifically to be compatible with Jerguson's 10,000 psi Series 51 Flat Glass Gage.

OS&Y construction provides a steel yoke which supports the stem away from the body of the valve. The threads are thus outside the valve body and do not come in contact with process media.

No. 86 Valves are available with male socket weld or flanged tank connections only. The two outlet connections for gage and drain are 1/2" N.P.T. - on 86H and 86V, and 1/2" socket weld on 86HO and 86VO - unless otherwise specified.

Material	Pressure Ratings		Nos. 86HO & 86VO Valves
	Nos. 86H & 86V Valves		
Carbon Steel	6,000 psi @ 100°F	3,550 psi @ 750°F	10,000 psi @ 400°F
316 SS	6,000 psi @ 100°F	3,920 psi @ 750°F	10,000 psi @ 400°F



NO. 86 SERIES VALVES

STANDARD FEATURES

Loose Knob, Backseating Stem: The disc on the stem is keyed and free rotating. This assures perfect seating and eliminates the possibility of galling at the seat. Acme threads are used to assure easy operation. When the stem is backed out to its limit the knob on the stem seats against the bonnet sleeve allowing the stem to be repacked when the valve is under pressure.

Renewable Seat: The seat may be removed using a 3/4" hex socket wrench.

6 inch Diameter handwheel: No. 86 Series valves are equipped with large size handwheels for easier operation.

MATERIALS

Valve Body	Seat	Stem	Loose Knob	Sleeve
Carbon Steel	416 SS	416 SS	Stellite #3	416 SS
316SS	316SS	316SS	Stellite #3	316 SS

STANDARD CONNECTIONS

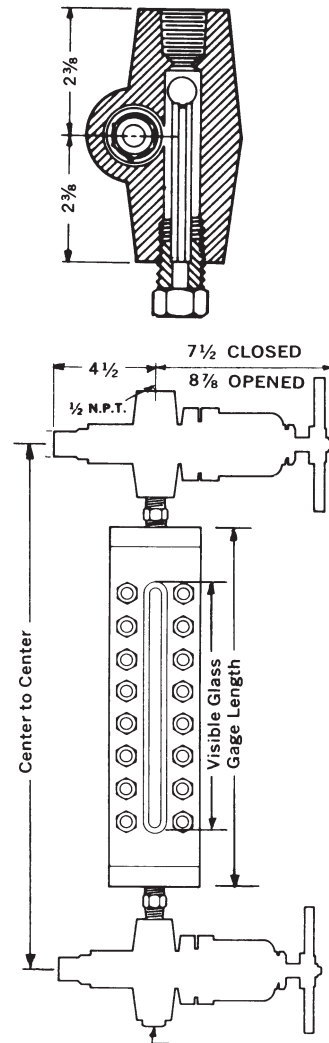
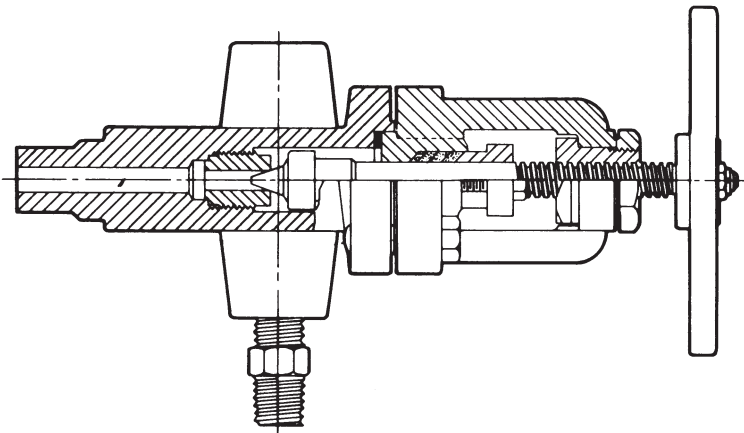
Vessel: 3/4" or 1" male socket weld or flanged to requirements

Drain: 1/2" female N.P.T. on 86H, 1/2" male N.P.T. on 86V, "O" ring sealed plug on 86HO & 86VO

Gage: 1/2" female N.P.T. on 86H & 86V, 1/2" female socket on 86HO & 86VO

SPECIAL FEATURES (extra charge)

Ballcheck: Valves may be furnished with a vertical rising ballcheck which shuts off the flow of medium in case of a downstream rupture. The ballcheck is installed in the bottom valve only. Vessel or gage conn. can be flanged.



ROUGHING DIMENSIONS

To determine maximum space for top and bottom connected gage, deduct from center to center dimension:

5 1/4" on Nos. 86-H and 86-V

6 1/4" on Nos. 86-HO and 86-VO

For side connected gages refer to unit on gage for centers. Because of offset bodies valve centers will be 1 3/4" more (offset outside gage centers) or less (offset inside gage centers).



JERGUSON® GAGE AND VALVE

A Division of The Clark • Reliance® Corporation
13200 North Promenade • Stafford, TX 77477 USA
Telephone: (281) 240-4243 Fax: (281) 240-7299

JERGUSON® GAGE AND VALVE

A Division of The Clark • Reliance® Corporation
16633 Foltz Industrial Parkway • Strongsville, OH 44136 USA
Telephone: (440) 572-1500 Fax: (440) 238-8828