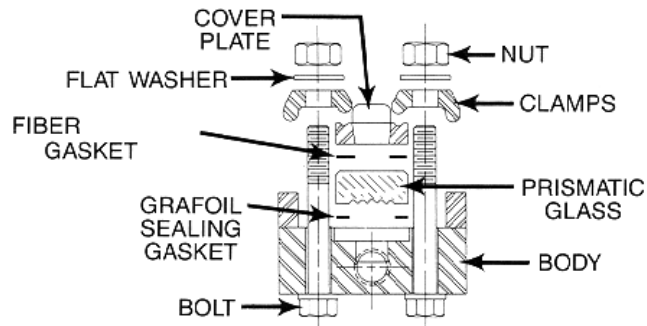


Clark-Reliance

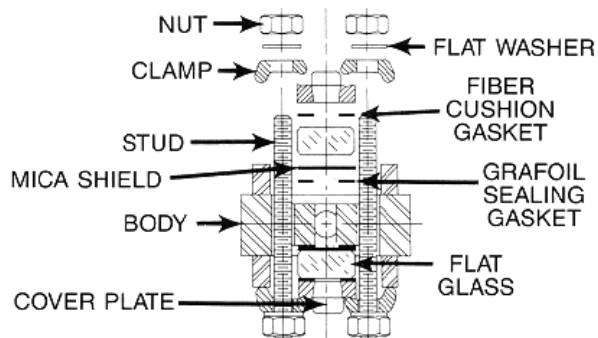
PRISMATIC AND FLAT GLASS GAGE MAINTENANCE INSTRUCTIONS



PRISMATIC TYPE

("C" or "S" Model)

Note: 1) Prism side of glass must face inside of gage, as shown



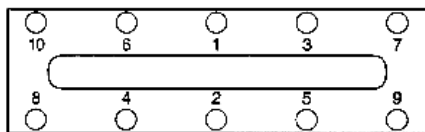
FLAT GLASS TYPE

(FG400, FG900, FG1500, or FG2000 Model)

Note: 1) Mica shields are typically furnished in two pieces. Insert the thicker of the two pieces first.

COMMENTS

1. Upon disassembly of either type of gage, examine body gasket surface for steam cuts or pitting.
2. Use a bronze scraper or similar tool for cleaning gasket surfaces to avoid gouging.
3. Lubricate all fasteners with Molycote or similar high-temperature anti-seize lubricant.
4. Torque sequence for all gages, as shown below:



5. Torque Values = Prismatic - 40 FT-LBS (54 Newton-Meters)
FG400 or FG900 - 45 FT-LBS (61 Newton-Meters)
FG1500 or FG2000 - 70 FT-LBS (95 Newton-Meters)
6. All gages should be torqued in $\frac{1}{3}$ increments prior to installation.
7. Retorque gage to full torque after gage is warmed-up to operating temperature (approx. 10 min.) with isolation valves closed and drain valve open.
8. Return gage to service.

Consult Clark-Reliance Corporation with any questions:

Tel: 440-572-1500 Fax: 440-238-8828

or your local Clark-Reliance Representative



Notice to Plant Operators

The use of non-Original Equipment Manufacturer parts (such as glass, gaskets, probes, modules, etc.) will void the Agency Approval (FM, UL, CSA, CRN, ABS, etc.), pressure/temperature rating, and warranty of this equipment. Clark-Reliance requires the use of OEM parts for all repairs on this product in order to maintain plant and personnel safety, and reliable operation.

"PARTS-PLUS"
Critical spare parts for overnight
delivery, direct from the manufacturer.

clark-reliance.com/parts



Steel Valve Repair Kit



Replacement Probes



Gage Glass Repair Kit




Simpliport Module



Simpliport Packing Nut



Replacement Relays



Probe Repair Kit



Replacement EA100 Ass'y



Replacement Micro-switch



Bronze Valve Repair Kit



Valve Packing



Replacement Floats

16633 Foltz Parkway Strongsville, OH 44149 USA
Phone (440) 572-1500 Fax (440) 238-8828
sales@clark-reliance.com www.clark-reliance.com