

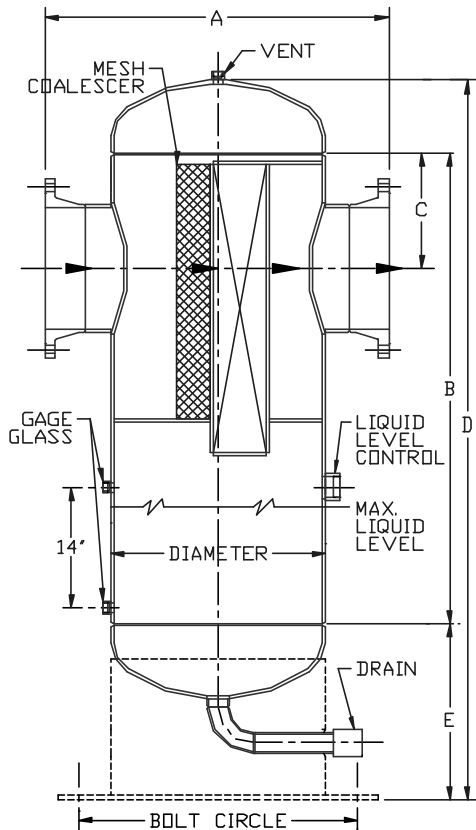
ANDERSON™ SEPARATOR Co.

DIVISION OF
THE CLARK-RELIANCE® CORP.
16833 FOLTZ INDUSTRIAL PKWY.
STRONGSVILLE, OHIO 44136 U.S.A. (440)-572-1500

MODEL AVS

IN-LINE VANE SEPARATOR
MESH COALESCER OPTION

Section: A400
Bulletin: A400.07
Date: 3/16/96
Supersedes: NEW



SIZE			150 LB.	300 LB.	600 LB.	900 LB.	DIMENSIONS NOT FOR CONSTRUCTION					
MODEL AVS-	VESSEL DIAMETER	INLET/OUTLET	A	A	A	A	B	C	D	E	BOLT CIRCLE	BOLT HOLES
2-6	6-5/8" OD	2"	19"	19"	19"	23"	36"	6"	55"	16"	9-1/8"	4Ø7/8"
3-8	8-5/8" OD	3"	21"	21"	25"	25"	38"	7"	58"	16"	11-1/8"	4Ø7/8"
4-12	12-3/4" OD	4"	25"	29"	29"	29"	41"	8"	63"	17"	15-1/4"	4Ø7/8"
6-14	14" OD	6"	30"	30"	30"	34"	44"	9"	67"	18"	16-1/2"	4Ø7/8"
8-16	16" OD	8"	32"	32"	36"	36"	44"	9"	68"	18"	18-1/2"	4Ø7/8"
10-18	18" OD	10"	34"	34"	38"	42"	50"	11"	75"	19"	20-1/2"	4Ø7/8"
12-20	20" OD	12"	36"	36"	40"	44"	50"	11"	76"	19"	22-1/2"	4Ø7/8"
14-24	24" OD	14"	40"	44"	44"	52"	62"	15"	90"	20"	26-1/2"	4Ø7/8"
16-24	24" OD	16"	40"	44"	44"	52"	62"	15"	90"	20"	26-1/2"	4Ø7/8"
14-30	30" ID	14"	46"	50"	50"	58"	74"	19"	105"	22"	32-1/2"	4Ø7/8"
16-30	30" ID	16"	46"	50"	50"	58"	74"	19"	105"	22"	32-1/2"	4Ø7/8"
16-36	36" ID	16"	52"	56"	56"	64"	80"	21"	114"	23"	38-1/2"	4Ø7/8"
18-36	36" ID	18"	56"	56"	60"	64"	80"	21"	114"	23"	38-1/2"	4Ø7/8"
18-42	42" ID	18"	62"	62"	66"	70"	86"	23"	123"	25"	44-1/2"	4Ø7/8"
20-48	48" ID	20"	68"	68"	72"	76"	92"	25"	132"	26"	50-1/2"	8Ø7/8"
24-54	54" ID	24"	74"	74"	78"	82"	92"	25"	135"	28"	56-1/2"	8Ø7/8"
28-60	60" ID	28"	84"	84"	88"	92"	98"	27"	144"	29"	62-1/2"	8Ø7/8"
28-66	66" ID	28"	90"	90"	94"	98"	98"	27"	147"	31"	68-1/2"	8Ø7/8"
30-72	72" ID	30"	96"	96"	100"	104"	98"	27"	150"	32"	74-1/2"	8Ø7/8"
30-78	78" ID	30"	102"	102"	106"	110"	98"	27"	153"	34"	80-1/2"	8Ø7/8"
32-84	84" ID	32"	108"	108"	112"	116"	98"	27"	156"	35"	86-1/2"	8Ø7/8"
32-90	90" ID	32"	114"	114"	118"	122"	98"	27"	159"	37"	92-1/2"	8Ø7/8"
36-96	96" ID	36"	120"	120"	124"	128"	98"	27"	162"	38"	98-1/2"	8Ø7/8"

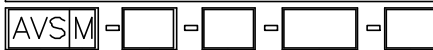
NOTES:

- DESIGNED, FABRICATED AND STAMPED IN ACCORDANCE WITH ASME CODE SECTION VIII, DIVISION I.
- SEPARATION VANES AVAILABLE IN CARBON STEEL, 304-L & 316-L STAINLESS STEEL, OPTIONAL ALLOYS UPON REQUEST.
- OPTIONAL SKIRT AND BASE, ANGLE LEGS, OR SUPPORT LUGS AVAILABLE UPON REQUEST.
- SPECIAL MATERIALS, CONFIGURATIONS, AND HIGHER DESIGN PRESSURES AVAILABLE UPON REQUEST.
- ABOVE DIMENSIONS NOT FOR CONSTRUCTION.

STANDARD MATERIALS

HEADS	SA-516-70
SHELL	SA-106-B/C / SA-516-70
FLANGES	SA-105
FITTINGS	SA-105
PIPE	SA-106-B/C
SUPPORTS	SA-36 / SA-285

HOW TO SPECIFY



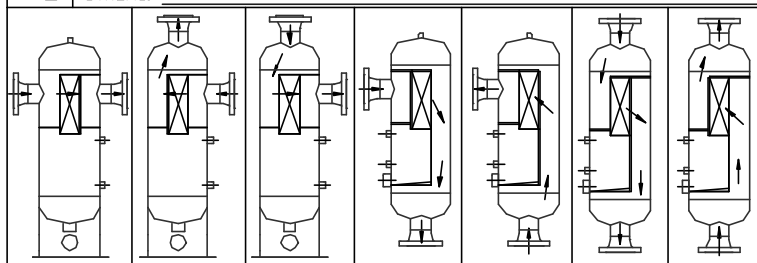
MODEL -
MESH COALESCER
LINE SIZE -
VESSEL DIAMETER
DESIGN PRESSURE
NOZZLE CONFIGURATION

A.S.M.E. CODE STAMPS



AVAILABLE CONNECTIONS

DRAIN: _____ VENT: _____
 SYPHON: _____ L.L.C.: _____
 INSPECTION: _____
 OTHERS: _____



IN-LINE "ST" SIDE/TOP "TS" TOP/SIDE "SB" SIDE/BOTTOM "BS" BOTTOM/SIDE "TB" TOP/BOTTOM "BT" BOTTOM/TOP