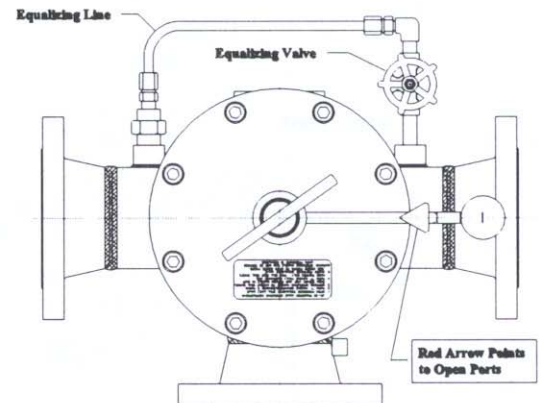
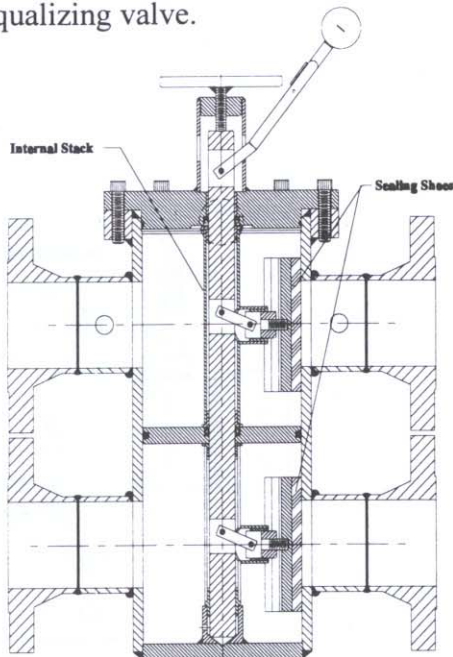
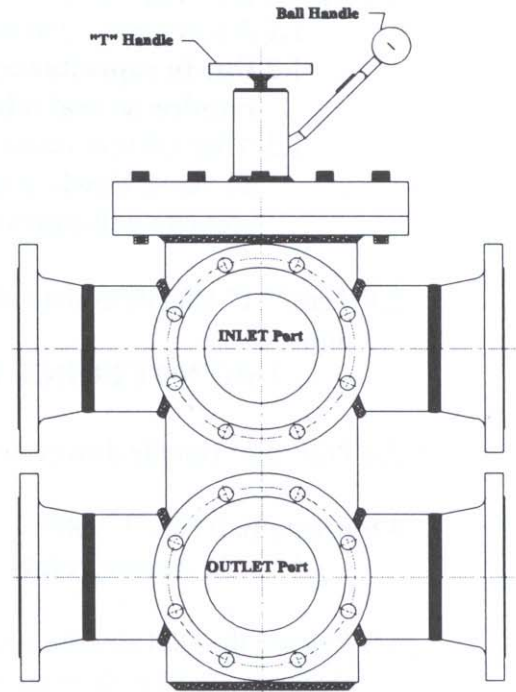


# JR-33 6-Way Transfer Valve

## Changeover Operating Instructions

- 1.0 Open equalizing valve
  - 1.1 Allow pressure to equalize
  - 1.2 **Due to capacitance effect larger vessels may require several minutes to balance**
  - 1.3 After off line vessel or piping is filled, ensure all vents, bleeds or drain lines are closed so that pressure will equalize.
- 2.0 Turn "T" Handle counterclockwise approximately 6-7 turns
  - 2.1 **DO NOT FORCE PAST STOP**
- 3.0 Push Ball Handle downward to unseat sealing shoes
- 4.0 Rotate Ball Handle 180°
  - 4.1 **Red Arrow Points to OPEN Ports**
- 5.0 Release the Ball Handle and turn "T" Handle clockwise until sealing shoes are seated
  - 5.1 **HAND TIGHTEN ONLY (20 IN-LB MAX)**
- 6.0 Close equalizing valve.



Clark-Reliance Corporation  
16633 Foltz Parkway  
Strongsville, Ohio 44149  
p 440-571-1500 f 440-238-8828  
www.clark-reliance.com | sales@clark-reliance.com