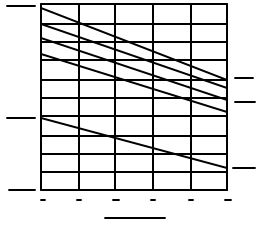
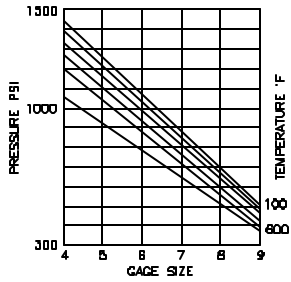


NOT RECOMMENDED FOR STEAM SERVICE.



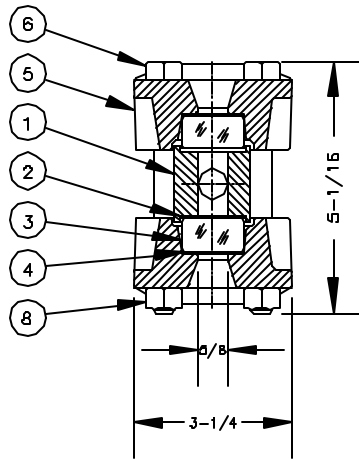
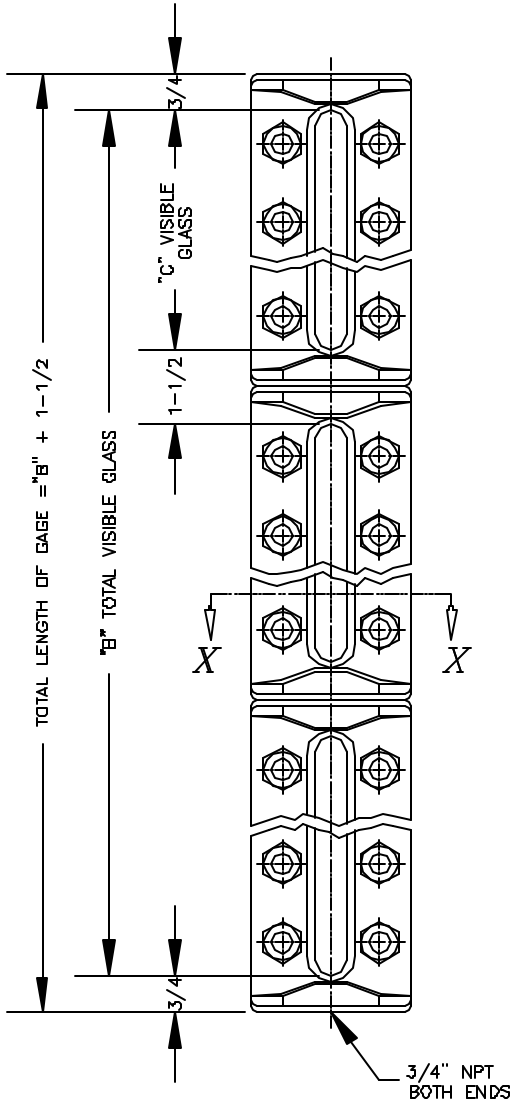
T-18

BILL OF MATERIAL

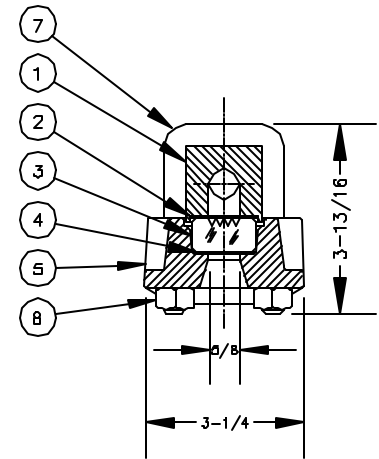
PIECE NO.	NAME OF PART	QTY.	MATERIAL	PART NO.	REMARKS
1	CHAMBER TRANS REFLEX	1	STEEL	V-765- -A44	ASTM A696
2	GASKET	1	IFG5500	V-18980-	
3	GLASS TRANS REFLEX	1	TEMPERED GLASS	V-16756- V-16757-	
4	CUSHION	1	IFG5500	V-18980-	
5	COVER	1	DUCT. IRON	V-16759- -D5	
6	BOLT	1	ALLOY STL	P-263-B71	ASTM A193
7	U-BOLT	1	ALLOY STL	P-256-B71	ASTM A193
8	NUT	1	STEEL	V-11062-2HA	ASTM A194
9	RATING TAG	1	SS	V-16796-	
	RATING TAG	1	SS	V-16797-	

NOTE.

- FOR 1/2" NPT END CONN. SEE DWG. NO. 1B-40.



SECTION X-X  
SERIES T-18



SECTION X-X  
SERIES R-18

SIZE NO.	QTY. PER SECT.			DIM "C" IN INCHES	NUMBER OF SECTIONS								
	BOLT	U-BOLT	NUT		DIMENSION "B" IN INCHES								
					1	2	3	4	5	6	7	8	9
4	10	5	10	6 3/4	6 3/4	15	23 1/4	31 1/2	39 3/4	48	56 1/4	64 1/2	72 3/4
5	10	5	10	7 7/8	7 7/8	17 1/4	26 5/8	36	45 3/8	54 3/4	64 1/8	73 1/2	82 7/8
6	12	6	12	9 1/8	9 1/8	19 3/4	30 3/8	41	51 5/8	62 1/4	72 7/8	83 1/2	94 1/8
7	14	7	14	10 1/4	10 1/4	22	33 3/4	45 1/2	57 1/4	69	80 3/4	92 1/2	104 1/4
8	16	8	16	11 7/8	11 7/8	25 1/4	38 5/8	52	65 3/8	78 3/4	92 1/8	105 1/2	118 7/8
9	16	8	16	12 5/8	12 5/8	26 3/4	40 7/8	55	69 1/8	83 1/4	97 3/8	111 1/2	125 5/8

4	REDRAWN	5/29/96	
3	REDRAWN & UPDATED, IFG5500	1/18/96	
2	REDRAWN & UPDATED	6/25/92	
1	#2&4 WERE AN8070, V-16468	2/11/87	
SYM	REVISION	DATE	APP

SERIES 18 GAGES  
3/4" NPT END CONN.

**JERGUSON**  
**GAGE & VALVE CO.**  
STRONGSVILLE, OHIO, U.S.A.

DRAWN TAP	FILE NO.
CHECKED MJK	DRAWING NO.
APPROVED	18-60
SCALE NONE	DATE 5/29/96
REV. 4	