

**UNIFORM STATUTORY DECLARATION FORM FOR THE REGISTRATION OF FITTING DESIGNS**

NEW BRUNSWICK  
NUNAVUT

NOVA SCOTIA  
YUKON

PRINCE EDWARD ISLAND  
NORTHWEST TERRITORIES



NEWFOUNDLAND AND LABRADOR

MANUFACTURERS NAME: CLARK-RELIANCE CORP. (MANUFACTURER OF JACOBY-TARBOX SIGHT FLOW INDICATORS)

MANUFACTURERS ADDRESS: 16633 FOLTZ INDUSTRIAL PARKWAY STRONGSVILLE, OH 44149 USA

PLANT LOCATIONS: ABOVE

<p><b>CATEGORY OF FITTINGS TO BE REGISTERED. CIRCLE ONE CATEGORY ONLY</b></p> <p>A Pipe fittings, including couplings, tees, elbows, Ys, plugs, unions, pipe caps, or reducers                  B Flanges: all flanges                  C Valves: all line valves                  D Expansion joints, flexible connections, and hose assemblies: all types                  E Strainers, filters, separators, and steam traps  <input checked="" type="radio"/> F Measuring devices, including pressure gauges, level gauges, sight glasses, levels, or pressure transmitters                  G Certified capacity-rated pressure relief devices acceptable as primary over pressure protection on boilers, pressure vessels, piping and fusible plugs                  H Pressure retaining components that do not fall into one of the above categories                  N Nuclear components: Class 1 <input type="checkbox"/> Class 2 <input type="checkbox"/> Class 3 <input type="checkbox"/>, (Meeting CNSC or ASME requirements)</p>	<p><b>TITLE OF THE STANDARD OF CONSTRUCTION</b></p> <p><u>PROPRIETARY STANDARDS SUPPORTED BY ASME * (ANSI) SPECIFICATIONS, WHERE APPLICABLE, AND OTHER KNOWN STANDARDS. (SEE ATTACHED)</u></p> <p><u>*ASME B16.5, B31.1, B31.3</u></p>
--	--

<p><b>SHOW MANUFACTURERS NAME, TRADEMARK, OR LOGO AS IT WILL APPEAR ON THE PRODUCT</b></p> <p align="center">                  OR                  <b>JACOBY-TARBOX®</b> </p>	<p><b>TYPE OF CONSTRUCTION</b></p> <p>FORGED <input type="checkbox"/> WELDED <input type="checkbox"/> WROUGHT <input type="checkbox"/>                  CAST <input checked="" type="checkbox"/> OTHER <input type="checkbox"/>                  DESCRIBE OTHER:  <u>MAIN BODY IS CAST.</u></p>
---	---

**LIST OF SUPPORTING DOCUMENTATION AND IDENTIFICATION OF THE ACTUAL ITEMS TO BE REGISTERED:**


SIGHT FLOW INDICATOR DESIGN WORKSHEET SAMPLES (FLAT + TURBULENCE GLASS), EXPLANATION, DRAWING, AND CATALOG

**DECLARATION:**  
 I DAVID E. PURCEL (see note 3) employed by CLARK-RELIANCE CORP. and being the person having full authority and responsibility for the quality of the end product do solemnly declare that the information contained in this form is true and to the best of my knowledge represents the product for which registration is sought. The dimensions, materials of construction, pressure temperature ratings, and identification markings are in accordance with the herein named standards. I further declare that the manufacture of these fittings is regulated by a Quality Control Program which extends to each plant where fabrication occurs in whole or in part and has been verified by HARTFORD STEAM BOILER REG. as being suitable for that purpose and I make this solemn declaration conscientiously believing it to be true, and knowing that it is of the same force and effect as if made under oath.

Signature of Declarer: David E Purcel  
 Declared before me at Strongsville OH USA  
 This 18th day of MAY AD 2005

Commissioner of Oaths or Notary Public: (sign) Christine McCombes  
 (Affix Official seal to the right)

USE THIS SPACE FOR THE OFFICIAL SEAL



Christine McCombes  
 Notary Public, Lorain County, Ohio  
 My Commission Expires 10 July 2005

<p>This space for Regulatory Authority use</p> <p>This registration must be revalidated after ten (10) years from the date of acceptance</p> <p>CRN: <u>OF2829.1</u></p> <p>FID#: <u>522</u></p> <p>Notes:                  1. All fittings shall be registered in the name of the Manufacturer.                  2. Each category shall be supported with two Statutory Declaration forms and one copy of supporting documentation.                  3. The declaration shall be made by the person having full authority and responsibility for the quality of the end product.                  4. Quality control programs shall be resubmitted for validation at a maximum interval of five (5) years.</p>	<p align="center"><b>PROVINCE OF NB</b>  <b>DEPT. OF PUBLIC SAFETY</b>  <b>BOILER &amp; PRESSURE VESSEL ACT</b></p> <p align="center">REGISTRATION ONLY                  CRN <u>OF2829.17</u></p> <p align="center">EXAMINER: <u>David E. Purcel</u>                  for                  CHIEF BOILER INSPECTOR</p> <p align="center">DATE: <u>MAY 31, 2005</u></p> <p><input type="checkbox"/> BLRs Sect. 10 <input checked="" type="checkbox"/> Fittings Rev. 1 06/2003</p> <p><input checked="" type="checkbox"/> FITTINGS <input type="checkbox"/> COMPONENTS</p>
---	---